

# SFS CC

## Innovative double thread screws for efficient timber connections

Combination connect is what gives the system CC its name and it comes from the innovative double thread geometry of the screw. The double thread, which has different thread pitch and thread diameter on the point side of the fastener vs. the head side of the fastener creates a contraction effect when joining two timber members together; resulting in extremely tight, secure connections.

Tried and tested for many years in Europe, the CC system opens the door for a wide array of connection possibilities, even when making angled connections. The sleek cylinder head can be embedded into the timber member, resulting in a basically invisible connection. Particularly when used in crossing pairs, the system CC can create strong, reliable connections without the need for additional steel components. Tight, reliable connections that can be made virtually invisible, while eliminating the need for ancillary steel connection components make the CC system one of the most innovative and efficient timber connection systems available.

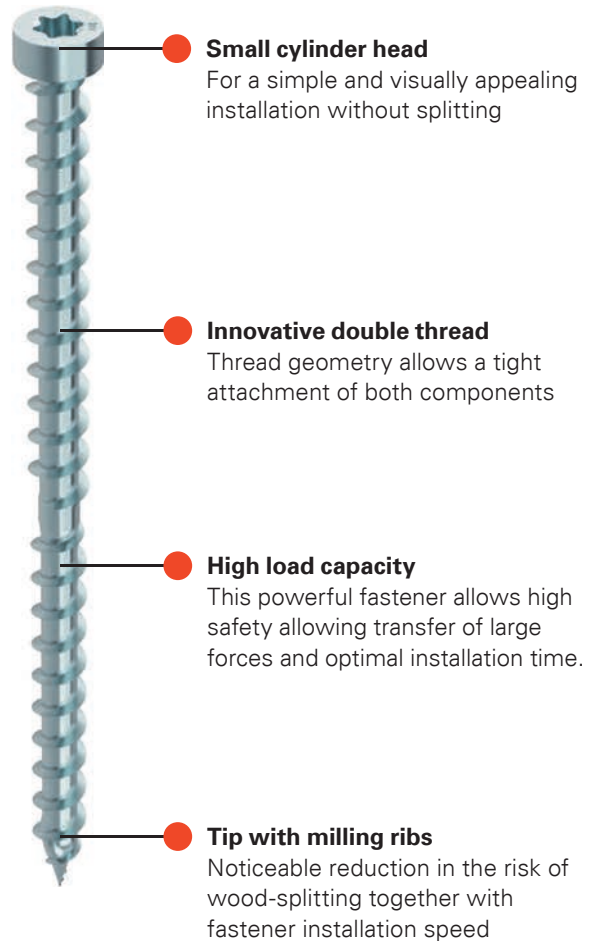
### Product Information

- Very high load transfer
- Fast installation
- Varied pitch double thread tightly draws members together
- Low edge and spacing distances


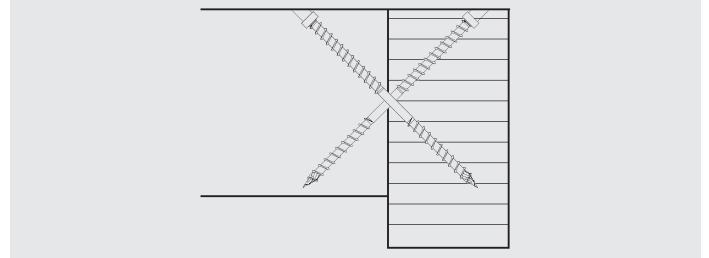
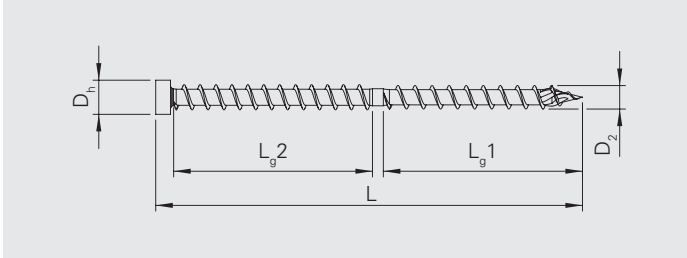
### Design

SFS provides guidance during the design and construction phase.

### Approvals



# SFS CC



Cylinder head | T-drive | Double thread  
Bright zinc plated (A3K)

1/4" (6.5 mm) and 5/16" (8.5 mm) Carbon steel timber fastener

CHROME (VI) FREE +



Product code Type	Diameter (D <sub>2</sub> )		Nominal length (L)		Thread length (L <sub>g</sub> )		Head diameter (D <sub>h</sub> )		Drive ★	Carton qty
	(in)	(mm)	(in)	(mm)	(in)	(mm)	(in)	(mm)		
CC-T-CH-DT-6.5x100	1/4"	6.5	3-7/8"	100	1-3/4"	45	3/8"	9.0	T-30	100
CC-T-CH-DT-6.5x130	1/4"	6.5	5-1/8"	130	2-3/8"	60	3/8"	9.0	T-30	100
CC-T-CH-DT-6.5x150	1/4"	6.5	5-7/8"	150	2-3/4"	70	3/8"	9.0	T-30	100
CC-T-CH-DT-6.5x190	1/4"	6.5	7-1/2"	190	3-1/2"	90	3/8"	9.0	T-30	100
CC-T-CH-DT-6.5x215	1/4"	6.5	8-1/2"	215	3-7/8"	100	3/8"	9.0	T-30	100

Product code Type	Diameter (D <sub>2</sub> )		Nominal length (L)		Thread length (L <sub>g</sub> )		Head diameter (D <sub>h</sub> )		Drive ★	Carton qty
	(in)	(mm)	(in)	(mm)	(in)	(mm)	(in)	(mm)		
CC-T-CH-DT-8.5x100	5/16"	8.5	3-7/8"	100	1-3/4"	45	1/2"	12.0	T-40	100
CC-T-CH-DT-8.5x150	5/16"	8.5	5-7/8"	150	2-3/4"	70	1/2"	12.0	T-40	100
CC-T-CH-DT-8.5x190	5/16"	8.5	7-1/2"	190	3-1/2"	90	1/2"	12.0	T-40	100
CC-T-CH-DT-8.5x215	5/16"	8.5	8-1/2"	215	3-7/8"	100	1/2"	12.0	T-40	50
CC-T-CH-DT-8.5x250	5/16"	8.5	9-7/8"	250	4-3/8"	110	1/2"	12.0	T-40	50
CC-T-CH-DT-8.5x270	5/16"	8.5	10-5/8"	270	4-3/4"	122	1/2"	12.0	T-40	50
CC-T-CH-DT-8.5x300	5/16"	8.5	11-3/4"	300	5-3/8"	138	1/2"	12.0	T-40	50
CC-T-CH-DT-8.5x350	5/16"	8.5	13-3/4"	350	6-1/4"	158	1/2"	12.0	T-40	50
CC-T-CH-DT-8.5x400	5/16"	8.5	15-3/4"	400	7-1/8"	182	1/2"	12.0	T-40	50

\*2 threads each of this length.